









3-String "E-sus" Partial Capo Comparison Chart (ratings by Harvey Reid 2016)

Brand & Model →	Liberty FLIP Model 43	Shubb c7b	Kyser Short-Cut	Kyser K-Lever "Open G"	Kyser K-Lever "DADGAD"	G7 Newport #3	Third Hand	Spider Capo
<ul style="list-style-type: none"> ●●●●● = works perfectly ●●●● = quite well/most of time ●●● = reasonably/OK ●● = poorly/ sometimes ● = barely/sort of/might work x = not at all 	 <i>Reversible- also can clamp 4 strings</i>			 <i>discontinued</i>	 <i>discontinued</i>		 <i>discontinued</i>	
Retail price	\$30	\$27	\$27	\$56	\$56	\$40	\$25	\$40
Weight	.7 oz.	1.7 oz	1.3 oz	1.6 oz	1.5 oz	1.4 oz	1.1 oz	1.2 oz
Easily adjust tension	●●●●●	●●●	x	x	x	●●●●	●●	●●
Attractive appearance	●●●●●	●●●●	●●●	●	●	●●●●●	x	x
Attaches from either side	●●●●●	●●●●	●●●	●	●	●●●●	●●●●●	x
Access notes under capo	●●●●	●●●●	●●●	●●●●●	●●●●●	●●●●	●	●
Reach around & over the capo	●●●●	●●●●	●●●	●	●	●●●●	●	x
Good with wider fingerboards	●●●●●	●●●●●	●●●	●●●	x	●●●●●	●●●●●	●●●
Good for narrow (i.e. Fender) necks	●●●	●●●	●●●●●	●●●●●	●●●●●	x	●●●●●	●●●●●
Can shorten/trim if needed	●●●●	●●●●●	●	x	x	●●●	●●●●	x
Works well with thicker necks	●●●●●	●●●	x	x	x	●	●●●●	●●●●●
Works well with thin necks	●●●●●	●●●	●●●●	●●●●	●●●●	x	●●●●●	●●●●●
Works well at higher frets (7-9)	●●●●●	●●●	●●	●	●	●	●●●●●	●●●●●
Good with higher action	●●●●●	●●●●	●●●●	●●●●	●●●●	x	●●●●●	●●●●
Good with heavier string gauges	●●●●●	●●●●●	●●●●	●●●●	●●●●	●●●●	●●●●	●●
Works well on nylon-string/classical	●●●●	x	x	x	x	x	●●●●	●
Works well on 12-string	●●●●●	●●●	x	x	x	●	●●●	x
Is useful on banjo/mando/uke	●●●●●	●	●	●	●	●●	●●●	x
Clamps 4 inner strings	●●●●●	x	x	x	x	x	●●●●●	●●●●●
Clamps 4 outer strings	●●●●	x	x	x	x	x	●●●●●	●●●●●
Does Liberty Tuning Version 1	●●●●●	●	●	●●	●	●	●●●●	●●●●
Does Liberty Tuning Version 2	●●●●●	x	x	x	x	x	●●●●	●●●●
Fits easily in your pocket	●●●●●	●●●●	●	●	●	●●●	●	●
Attaches quickly	●●●	●●●●	●●●●●	●●●●●	●●●●●	●●●	●●●	x
Move mid-song to another fret	●	●	●●●●●	●●●●●	●●●●●	●	●	x
Change configuration while attached	x	x	x	x	x	x	x	●●●●
Stores on headstock	●●●	x	●●●●●	●●●●●	●●●●●	x	x	x